



Asian Pain Academy

FELLOWSHIP IN PAIN MEDICINE

Learn Step by Step in 6 months

Basic to **Advanced Certificate in Pain Medicine**
(with optional hands on workshop)



Skill Development Council Canada

Advanced Certificate in Pain Medicine



CONTACT US

+ 919432288997

To learn more, visit us at
www.asianpainacademy.com



Skill Development Council Canada

Asian Pain Academy is the official POCUS Education Provider, Accredited Training and Learning Partner, and a Global Leader in Ultrasound Education. Explore accredited courses from Point-of-Care Ultrasound (POCUS) Certification Academy (POCUS) & the Skill Development Council Canada, Please visit
www.asianpainacademy.com




Skill Development
Council Canada

ASIAN PAIN ACADEMY FELLOWSHIP IN PAIN MEDICINE

(6 MONTH ONLINE BASIC TO **ADVANCED CERTIFICATE IN PAIN MEDICINE**,
WITH OPTIONAL HANDS ON WORKSHOP)

Why to Choose Asian Pain Academy Courses?

- Academic Excellence
- Inclusive Community
- **Mobile Friendly Online Course**
- State-of-the-Art Facilities
- Experienced Faculties
- Post-Class Weekly Self Assessment
- **Weekly Live Classes** & Demonstrations
- Every Wednesday 6:00 pm to 7:30 pm
- **Recorded Class Available if You Miss Live Class**

 +91 9432288997

 www.asianpainacademy.com



Access Study Materials and
Recorded Classes on
Ultrasound Basics Before
Live Sessions Begin!





Asian Pain Academy



FELLOWSHIP IN PAIN MEDICINE

**6 Month, Every Wednesday
Hands-on Workshop (Optional)**



+919432288997

**REGISTER
NOW**

www.asianpainacademy.com

Highlights: Pain Management Fellowship Program

- Learn Pain Medicine Step by Step From Basic to Advanced in 6 months.
- All Classes are live and interactive, you can ask your queries and clear your doubts.
- Mobile Friendly Platform for Easy Accessibility and Enhanced User Experience
- Class recordings are available for revision for the entire course duration and for those who cannot attend the live class.
- Interactive Learning Module - An interactive module with detailed explanations will help you evaluate your progress after every class.
- History and clinical examination of the pain conditions.
- Live Demonstration of Fluro anatomy and Procedures on the mannequin.
- Live Demonstration of sono-anatomy on Volunteers.
- C-arm Guided and Ultrasound Guided Interventions for painful conditions.
- Picture in Picture Mode for better understanding.
- High-tech software for the best relay / Anatomy on 3D anatomy software
- Study materials will be provided.
- There will be a post-course evaluation.

**Advanced Certificate in
Pain Medicine**



**Skill Development
Council Canada**

Eligibility: Basic Pain Management Fellowship Programs

Who Can Join?

Anesthesiologist, Neuro-Medicine, PMR, Rheumatologist, Orthopedic, or MBBS doctor interested in learning the Pain Medicine

Hands-On Learning Experience (OPTIONAL)

State-of-the-Art Techniques: Get hands-on with C-arm and ultrasound-guided interventions.

Real-Time Practice: Experience demonstrations on mannequins and volunteers for practical insights.

Course Fee -

Online Course Only - International \$ 550 (₹ 46,200/-) Indian and SAARC Countries ₹ 32000/-

Online Course with Workshop - International \$ 850 (₹ 71,335.40) Indian and SAARC Countries ₹ 49000/-

Online course with 4-day APA Hands-on Workshop on Pain Management Techniques & Interventions at the End of the Course. All Prices Inclusive of Applicable GST

Refund Policy:

- 100% refund: Fees are refundable 1 month prior to the first class
- 50% refund: 15 days prior to the first class
- 25% refund: 7 days prior to the first class
- 0% refund: 2 days prior to the first class
- Under no circumstances can the fee be carried forward to the next course.

Asian Pain Academy Pain Management Fellowship

(6 MONTH ONLINE BASIC TO **ADVANCED CERTIFICATE IN PAIN MEDICINE**, WITH OPTIONAL HANDS ON WORKSHOP)

General:

1. Anatomy

- Overview of musculoskeletal, neuro, vascular, and spinal anatomy with focus on function and clinical relevance.

2. Physiology

- Pain pathways, mechanisms of chronic pain, muscle physiology, and stages of inflammation and healing.

3. Concepts & Approach to Pain Management

- Multidisciplinary care, patient assessment, biopsychosocial model, individualized treatment, and outcome tracking.



4. Basics of Ultrasound (USG)

Key principles of ultrasound, probe selection, image optimization, identifying landmarks, and managing artifacts.

5. Ultrasound-Guided Interventions

Needle visualization techniques, indications for use, safety in nerve blocks, joint injections, and complication prevention.

6. Fluoroscopy & Radiation Safety


Fluoroscopy basics, radiation physics, safety protocols, clinical applications, and adherence to legal guidelines.

7. Basics of MRI Interpretation

Understanding MRI sequences, identifying normal vs. pathological findings, and correlating MRI results with clinical symptoms.

8. Radiofrequency (RF) Ablation

RF ablation principles, continuous vs. pulsed RF, indications, procedural techniques, and complication management.



Access Study Materials and
Recorded Classes on
Ultrasound Basics Before
Live Sessions Begin!



www.asianpainacademy.com



+91 9432288997

Asian Pain Academy Pain Management Fellowship

(6 MONTH ONLINE BASIC TO **ADVANCED CERTIFICATE IN PAIN MEDICINE**, WITH OPTIONAL HANDS ON WORKSHOP)

Low Back Pain :

1. Evaluation of Back Pain with Clinical Examination

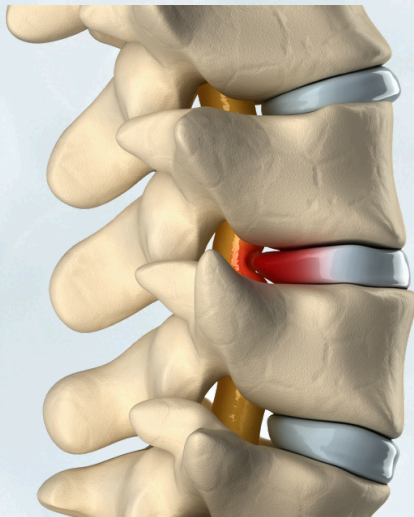
History: Pain onset, character, radiation, and associated symptoms.
Physical Exam: Inspection, palpation, range of motion, neurological tests (reflexes, SLR).

2. Investigations for Back Pain

Blood Tests: Inflammatory markers (CRP, ESR), CBC.
Imaging: X-ray for alignment; MRI for discs, nerves; CT if MRI contraindicated.

3. Fluoroscopic Anatomy of Spine & Diagnostic Interventions

Spine Fluoroscopy: Visualizes vertebrae, discs, facet joints.
Diagnostic Blocks: Nerve root and facet injections for pain localization.



4. Diagnosis & Management of Lumbosacral Radicular Pain

Transforaminal Epidural: Kambin's triangle or subpedicular approaches for targeted nerve root injections.

5. Lumbosacral Radicular Pain (continued)

Caudal Epidural: Injection via sacral hiatus.
SI Nerve Root Block: Targeted relief for SI radicular pain.
Piriformis Syndrome: Treat sciatic nerve compression via injections or therapy.

6. Facet Joint & SI Joint Arthropathy

Facet Joint: Fluoroscopy or USG-guided injections for diagnosis and pain management.
SI Joint: Ultrasound-guided injections for SI joint inflammation.

7. USG-Guided Facet, SI Joint, and Caudal Epidural

Facet and SI Joint Injections: Ultrasound-guided for real-time accuracy.

Caudal Epidural: Ultrasound-guided approach to the epidural space.

8. FBSS, SCS, Lumbar Sympathetic & Superior Hypogastric Block

FBSS: Persistent post-surgery pain

SCS: Electrical stimulation for chronic pain.

Lumbar Sympathetic Block: For CRPS or sympathetically maintained pain.

Superior Hypogastric Block: For pelvic pain management.



Access Study Materials and
Recorded Classes on
Ultrasound Basics Before
Live Sessions Begin!



www.asianpainacademy.com



+91 9432288997

Asian Pain Academy Pain Management Fellowship

(6 MONTH ONLINE BASIC TO **ADVANCED CERTIFICATE IN PAIN MEDICINE**, WITH OPTIONAL HANDS ON WORKSHOP)

Head and Neck

1. Evaluation of Neck Pain with Clinical Examination

History: Pain onset, radiation, aggravating factors.

Physical Exam: Inspection, palpation, range of motion, neurological exam (reflexes, strength).

2. Cervical Spine Anatomy, Fluoro Anatomy & MRI Evaluation

Anatomy: Cervical vertebrae, discs, nerve roots.

Fluoroscopy: Visualizes vertebrae and joints for interventions.

MRI: Evaluates soft tissue, disc herniation, nerve compression.

3. Cervical Radicular Pain & Management

Epidural Steroid Injection: Targets inflamed nerve roots for pain relief.

- DRG-PRF: Modulates pain via non-destructive radiofrequency to the DRG.



4. Cervical Facet Pain Management

Medial Branch Block: Diagnostic block for facet pain.

RF Ablation: Destroys medial branch nerves for lasting pain relief.

Occipital Neuralgia: Managed with nerve blocks for cervicogenic headaches.

5. Evaluation of Headache and Facial Pain

Glossopharyngeal Neuralgia: Severe throat pain, treated with nerve blocks, RF, or surgery.

6. Trigeminal Neuralgia & Gasserian Ganglion Block

Trigeminal Neuralgia: Electric shock-like facial pain managed with Gasserian ganglion block.

7. Cluster Headache & Sphenopalatine Ganglion Block

Cluster Headache: Severe headache treated with sphenopalatine ganglion block.

Maxillary/Mandibular Nerve Blocks: For facial pain in trigeminal neuralgia.

8. USG-Guided Cervical Interventions

Cervical Medial Branch Block: USG-guided block for facet pain.

Greater Occipital Nerve Block: For occipital neuralgia.

Trigeminal Branch Blocks: USG-guided for facial pain relief.



Access Study Materials and
Recorded Classes on
Ultrasound Basics Before
Live Sessions Begin!



www.asianpainacademy.com



+91 9432288997

Asian Pain Academy Pain Management Fellowship

(6 MONTH ONLINE BASIC TO **ADVANCED CERTIFICATE IN PAIN MEDICINE**, WITH OPTIONAL HANDS ON WORKSHOP)

Knee

1. Evaluation of Knee Pain & Management for OA Knee

Assessment: Pain, swelling, range of motion, crepitus.

Intraarticular Injection: Steroids, hyaluronic acid for pain relief.

Genicular Nerve Block: Targeting sensory nerves to relieve OA pain.

2. Evaluation of Shoulder Pain & Frozen Shoulder Management

Assessment: Pain, stiffness, restricted movement.

Intraarticular Injection: Steroids to reduce inflammation.

Suprascapular Nerve Block: Relieves shoulder pain by blocking the nerve.

3. Generalized Pain Evaluation: Fibromyalgia, Myofascial Pain, CRPS

Fibromyalgia: Widespread pain and fatigue.

Myofascial Pain: Trigger points causing pain.

CRPS: Intense, chronic pain with autonomic symptoms.

Trigger Point Injection: Relieves muscle pain.

- Stellate Ganglion Block: For CRPS affecting the upper extremities.



4. Common Elbow & Wrist Diseases

Tennis Elbow: Lateral epicondylitis, treated with injections.

Golfer's Elbow: Medial epicondylitis, managed with injections.

De Quervain's: Steroid injection for tendon inflammation.

CTS: Steroid injection to relieve median nerve pressure.

Trigger Finger: Injection at A1 pulley for relief.

5. Common Ankle & Foot Diseases

Plantar Fasciitis: Heel pain, managed with injections.

Retrocalcaneal Bursitis: Injection into inflamed bursa.

Ankle Joint: Injections for pain due to osteoarthritis.



6. Thoracic Spine Anatomy & Facet Pain Management

Anatomy: Thoracic vertebrae and facet joints.

Fluoro: Guidance for thoracic interventions.

Facet Joint Pain: Injections or RF ablation for relief.

7. PHN & Thoracic Blocks

Thoracic Epidural: Pain relief for thoracic conditions.

Paravertebral Block: Local anesthetic for chest pain.

Erector Spinae Block: Pain relief for thoracic and abdominal regions.

Intercostal Nerve Block: Relieves rib or postherpetic pain.

8. Cancer Pain Management

Celiac Plexus Block: Blocks nerves for abdominal cancer pain.

Splanchnic Nerve Block: Targets visceral pain from abdominal cancers.



Access Study Materials and
Recorded Classes on
Ultrasound Basics Before
Live Sessions Begin!



www.asianpainacademy.com



+91 9432288997



Visit

www.asianpainacademy.com



Asian Pain Academy is the official POCUS Education Provider, Accredited Training and Learning Partner, and a Global Leader in Ultrasound Education. Explore accredited courses from Point-of-Care Ultrasound (POCUS) Certification Academy (POCUS) & the Skill Development Council Canada, Please visit

www.asianpainacademy.com



INTERNATIONAL Accreditations **INTERNATIONAL Assessments** **INTERNATIONAL Certifications**



+91 9432288997

Asian Pain Academy

Registered Office Address – AB-46, Street Number 89, Action Area 1A, Newtown, Kolkata, West Bengal 700156

Workshops will be conducted at

Rajarhat Pain Clinic – Address: AB-46, Street Number 89, Action Area 1A, Newtown, Kolkata, West Bengal 700156

Samobathi Pain Clinic – Address: 6/Z Umakanta Sen Lane, Kolkata, West Bengal 700030